REVISIONS				
ZONE	REV.	DESCRIPTION	DATE	APPROVED
	01	PRODUCTION RELEASE	7/4/2006	
	02	UPDATED TO SHOW REAR FEATURES	4/15/2007	

LEGACY CHASSIS MOUNTS
THIS SIDE

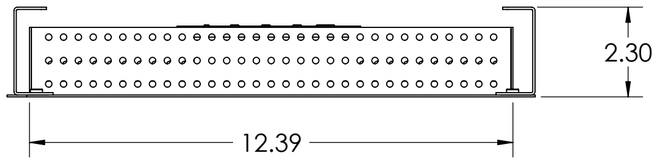

TOP VIEW

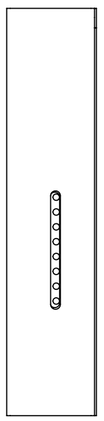

LEFT SIDE VIEW

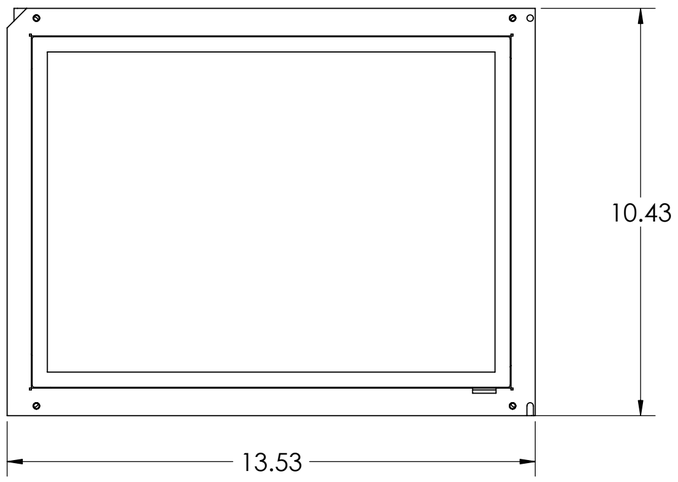

FRONT VIEW

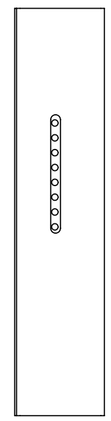

RIGHT SIDE VIEW

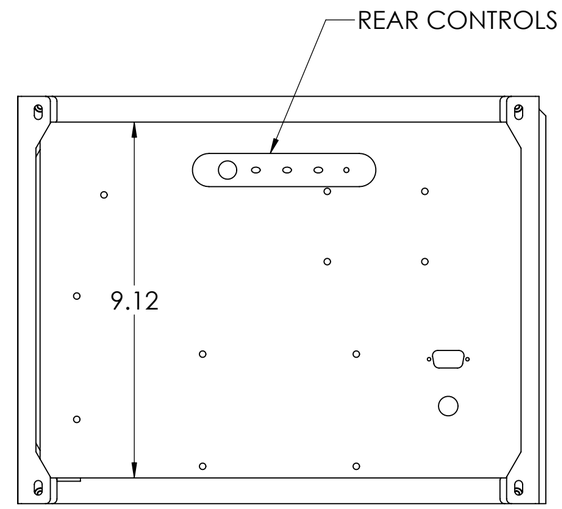

REAR VIEW

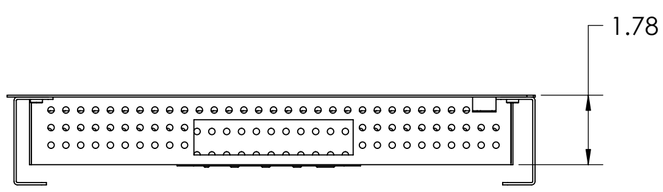

BOTTOM VIEW

PROPRIETARY AND CONFIDENTIAL

THE INFORMATION CONTAINED IN THIS DRAWING IS THE SOLE PROPERTY OF ABRAXSYS CORPORATION. ANY REPRODUCTION IN PART OR AS A WHOLE WITHOUT THE WRITTEN PERMISSION OF ABRAXSYS CORPORATION. IS PROHIBITED.

NEXT ASSY	USED ON
APPLICATION	

UNLESS OTHERWISE SPECIFIED:

DIMENSIONS ARE IN INCHES
TOLERANCES:
FRACTIONAL ±
ANGULAR: MACH ± BEND ± .5°
TWO PLACE DECIMAL ± .020
THREE PLACE DECIMAL ± .010

INTERPRET GEOMETRIC TOLERANCING PER:

MATERIAL

FINISH

DO NOT SCALE DRAWING

	NAME	DATE
DRAWN	ARJ	7/04/06
CHECKED		
ENG APPR.		
MFG APPR.		
Q.A.		

COMMENTS:

AbraxSys Corporation

TITLE:
OUTLINE DWG, 14" LCD, REPLACEMENT FOR 14" CRT CHASSIS

SIZE	DWG. NO.	REV
C	0014107	02

SCALE: 1:4 SHEET 1 OF 1